

Parts MANUAL

400_{LP}



AHE-400-P01



Contents

Section 1: Heater Overview

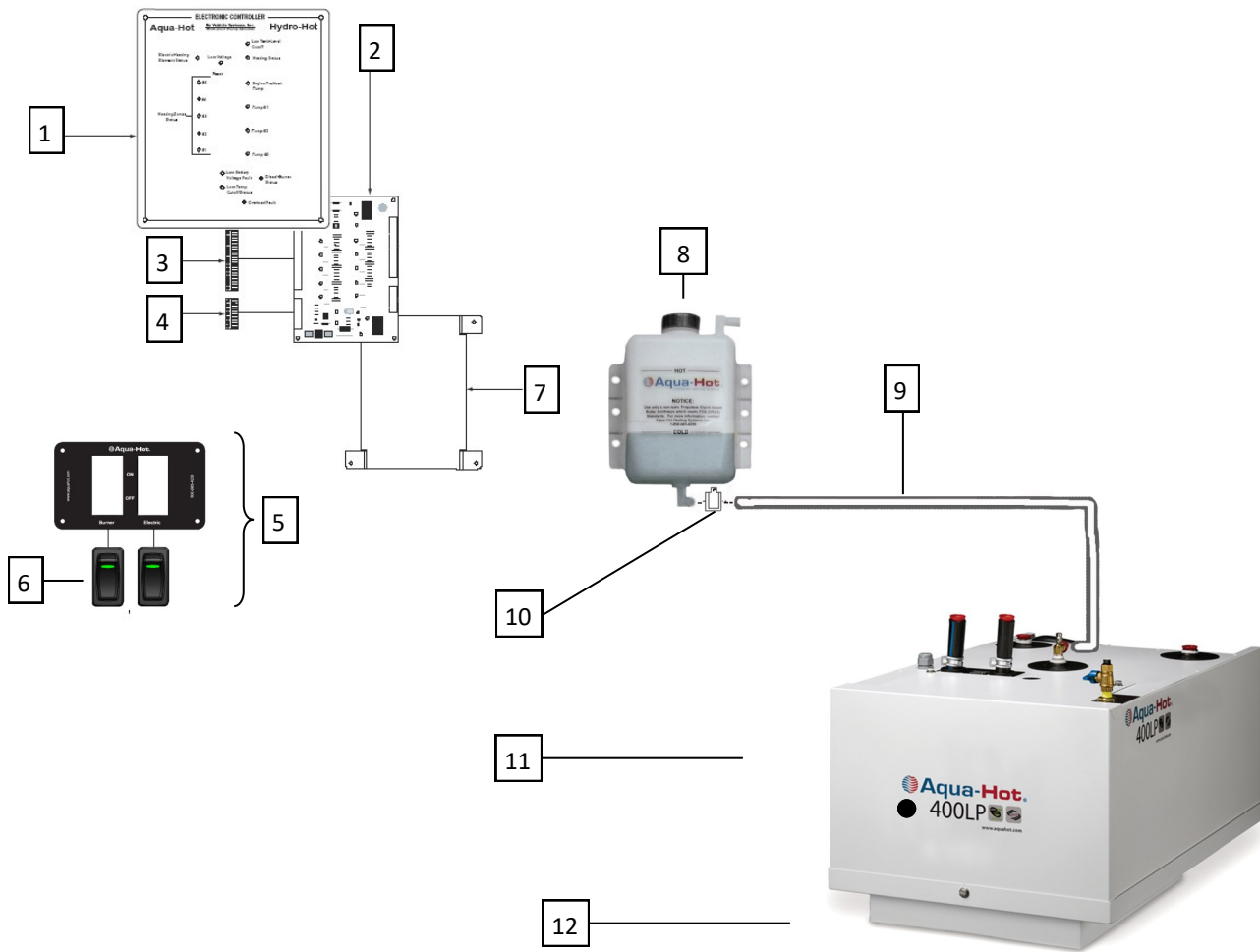
General	Page 5
Top.....	Page 6
Front	Page 7-12
Rear	Page 13

Section 2: Propane-Burner


Combustion Chamber	Page 14
Overview	Page 15-18

Section 3: Misc. Parts



Misc. Parts	Page 19
-------------------	---------





Key	Part Number	Date of Use	Description
1	SME-200-501		Faceplate, Electronic Controller, Assembly
2	ELE-PC4-010-AA		Controller, Electronic, 12 VDC
3	ELX-312-491		Plug, Electronic Controller, 20-Position
4	ELX-312-499		Plug, Electronic Controller, 8-Position
5	ELE-000-508		Panel, Switch, Assembly, 12 VDC
6	ELX-283-283		Switch, Rocker, w/LED
7	SME-EN4-008		Back, Electronic Controller, Enclosure
8	PLE-070-401		Tank, 3 QT, Expansion Assembly
9	PLE-210-191		Tube, Over Flow, Clear 5/8 in. x 8 ft.
10	PLX-CTB-250		Clamp, Hose, Constant Tension, 23/32 in.
11	SME-450-030		Cover, Access, Main
12	SME-450-070		Tray, Mounting Assembly




Key	Part Number	Serial Number	Description
1	HDX-000-623		Clamp, Romex, 1/2 in. Plastic
2	PLX-CTB-270		Clamp, Hose Constant Tension 3/4 in.
3	PLX-285-010		Hose, Heater, 3/4in x 3/4in 45° Molded Rubber
4	PLE-007-000		Valve, Air Assembly Comb, Coin/Key
5	PLX-007-065		Valve, Air Comb, Coin/Key
6	PLX-375-050		Valve, Gas Ball
7	SME-450-030		Cover, Access Main




Key	Part Number	Serial Number	Description
1	PLX-285-010		Hose, Heater, 3/4 in. x 3/4 in. 45° Molded Rubber
2	PLX-CTB-270		Clamp, Hose, Constant Tension 3/4 in.
3	HDX-000-623		Clamp, Romex, 1/2 in. Plastic
4	PLX-000-815		Fitting, Adapter, 3/4 in x 1/2 in. hose
5	PLX-000-140		Clamp, Hose, Single Wire 7/8 in. Steel
6	PLX-BV1-200		Valve, Ball, 1/2 in. (F) NPT
7	PLX-699-330		Fitting, Brass, Barb 1/2 in. x 1/2 in. (M) NPT
8	ELX-000-050		Switch, Interlock
9	ELE-400-100		Harness, Wiring, Main 400-P





Key	Part Number	Serial Number	Description
1	PLX-122-000		Fitting, Brass, Close Nipple, 1/2 in (M) NPT w/ Hex
2	PLX-2A1-300		Valve, Brass, Check 1/2 in. x 1/2 in. (F) NPT
3	PLX-699-330		Fitting, Barb, 1/2 in. x 1/2 in (M) NPT, Brass
4	PLX-000-140		Clamp, Hose, Single Wire 7/8 in. Steel
5	PLX-100-850		Pump, GRI, INTG1 - 053, 12 VDC 18W



Key	Part Number	Serial Number	Description
1	PLX-375-050		Valve, Gas, Ball
2	PLX-375-045		Nipple, Close, 3/8 in NPT (M) Brass
3	PLX-105-800		Fitting, Bulkhead, 1/4 in. x 1/4 in. (F) NPT Brass
4	FLX-375-025		Fitting, #6 (M) JIC x 3/8 in. (M) NPT Steel
5	FLE-400-001		Line, Fuel 400-P
6	ELX-000-050		Switch, Interlock




Key	Part Number	Serial Number	Description
1	ELX-800-003	A400-130001 - A400-130403	Switch, Fluid Level, Capacitance
2	ELE-HLT-425		Thermostat, High Limit 215°F w/ Spade Connectors
3	ELE-014-005		Thermostat, Control 185°F 1/2 in. (M) NPT




1

2


Key	Part Number	Serial Number	Description
1	ELX-800-005	A400-130404 - Current	Switch, Fluid Level Conductive
2	ELX-AMP-005	A400-130404 - Current	Circuit, Amp



Key	Part Number	Serial Number	Description
1	ELE-000-905		Block, Terminal, 3 Position 22-8 AWG
2	ELE-000-616-FRU		Thermostat, High Limit VAC 215°F
3	ELX-2E7-540		Element, Electric Heating, 120 VAC/1650 Watt
4	ELX-630-001		Relay, 30 A 277 VAC 12VCD Coil



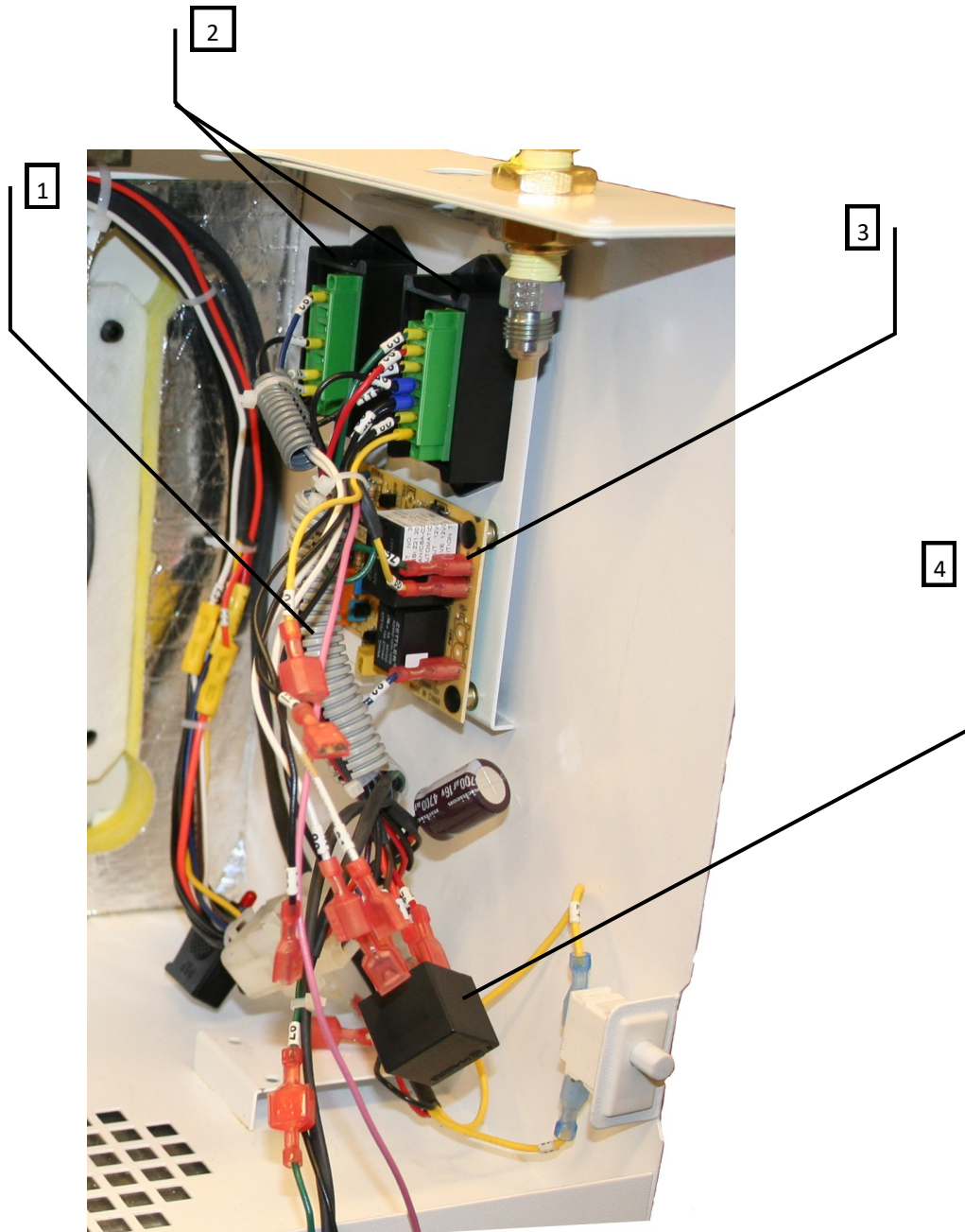
Key	Part Number	Serial Number	Description
1	ELE-LTC-608		Thermostat, Low Temp. Cut-Off w/Spade Connectors
2	PLX-09P-100		Valve, Tempering 145°F
3	PLX-111-125		Valve, Pressure Relief, 125 PSI
4	PLX-0X1-07D		Fitting, Tee, 1/2 in. NPT (M) (F) Brass
5	PLX-113-250		Fitting, Nipple, 1/2 in. NPT x 2-1/2 in. Brass
6	PLX-000-755		Fitting, Elbow, Swivel 1/2 in. Barb x 1/2 in. FPT
7	PLX-000-750		Fitting, Elbow 1/2 in. Barb, Brass
8	PLX-000-745		Ring, Crimp 1/2 in.
9	PLX-99D-90A		Fitting, 90° Elbow, Brass, 1/2 in. (M) NPT
10	PLX-M10-1DA		Fitting, Tee Forged, 1/2 in (M) NPT




1

Key	Part Number	Serial Number	Description
1	HDE-700-205		Gasket, Combustion Chamber Tube


NOTE: The heater will require Two Combustion Chamber Gaskets



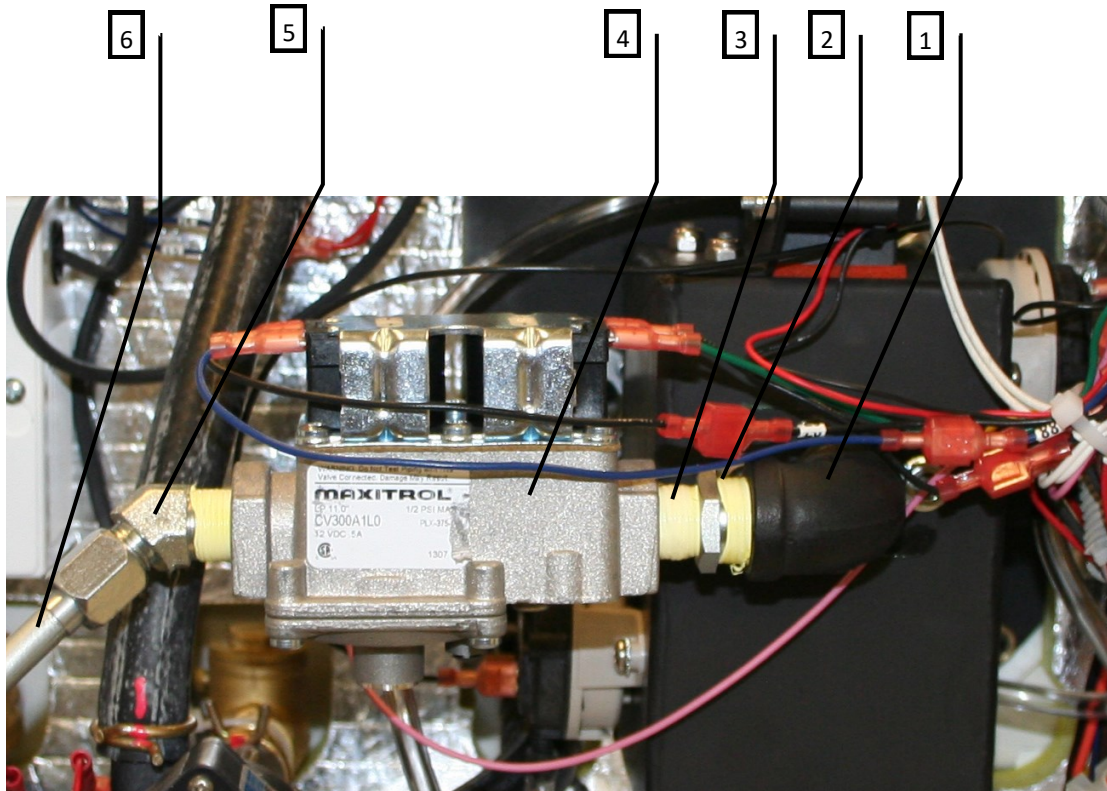
Key	Part Number	Serial Number	Description
1	ELE-400-110		Harness, Burner
2	ELE-375-015		Card, Buck Boost
3	ELX-375-025		Card, Burner Controller
4	ELX-375-040		Relay, Automotive, 40A SPDT



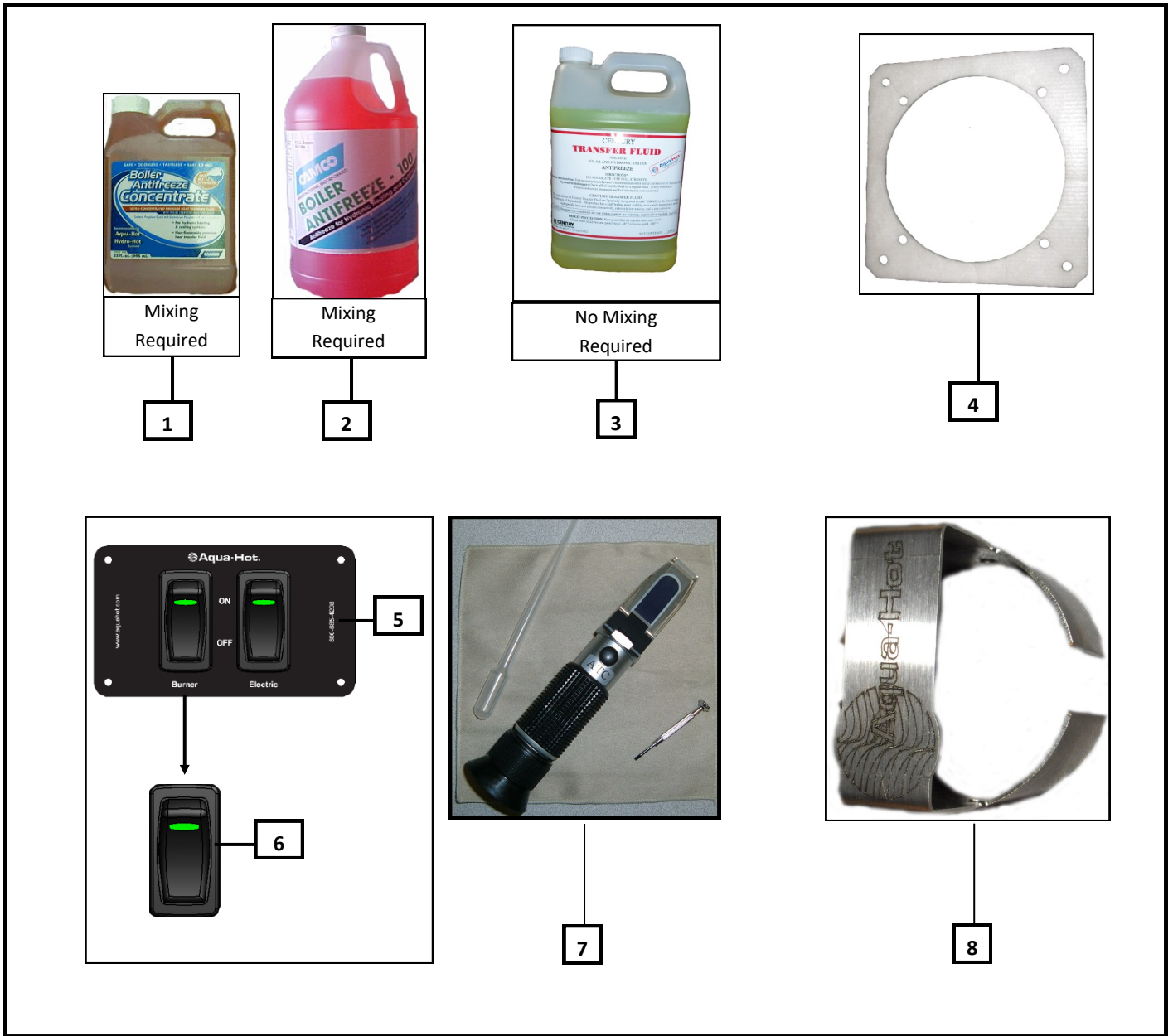
Key	Part Number	Serial Number	Description
1	ELX-375-020		Blower, Combustion
2	SME-375-025		Shutter, Air Intake
3	ELX-375-035		Switch, Pressure 376 WC (Back Pressure Switch)



Key	Part Number	Serial Number	Description
1	ELX-375-015		Sensor, Flame
2	ELX-375-030		Igniter, Flame
3	MSE-375-015		Insulation, Refractory
4	PBX-375-010		Tube, Mixing
5	ELX-375-010		Switch, Pressure .15 WC (Fan Validation)
6	ELX-375-040		Relay, Automotive 40A SPDT



Key	Part Number	Serial Number	Description
1	PLX-375-030		Elbow, 1/2 in. (F) NPT
2	PLX-375-035		Bushing,, 1/2 in. (M) NPT x 3/8 in. (F) NPT
3	PLX-375-045		Nipple, Close, 3/8 in. (M) NPT, Brass
4	PLX-375-010		Valve, Dual Gas
5	FLX-375-020		Fitting, #6 (M) JIC x 3/8 in. (M) NPT 45° Steel
6	FLE-400-001		Line, Fuel, 400-P



Key	Part Number	Serial Number	Description
1	MSX-300-275		Antifreeze, Boiler, P.G., 1 qt, Concentrate, Pink (Camco)
2	MSX-300-270		Antifreeze, Boiler, P.G. 1 Gallon, Pink (Camco)
3	MSX-300-300		Antifreeze, Boiler, P.G., 1 Gallon, Green (Century)
4	HDE-700-205		Gasket, Combustion Chamber Tube
5	ELE-000-508		Switch, 2-Position Assembly, LED
6	ELX-283-283		Switch, Rocker, LED, 12 VDC
7	MSX-907-162		Tester, Refractometer, Battery/Coolant
8	SME-400-015		Tip, Exhaust, end



7501 Miller Drive, Frederick, CO 80504

Visit us on line at www.aquahot.com
Call us at 1(800) 685-4298 or (303) 651-5500

©2014 Aqua-Hot Heating Systems Inc. Printed In U.S.A.